

### Single Transmission Lines with Four Rows of Tuning Pads

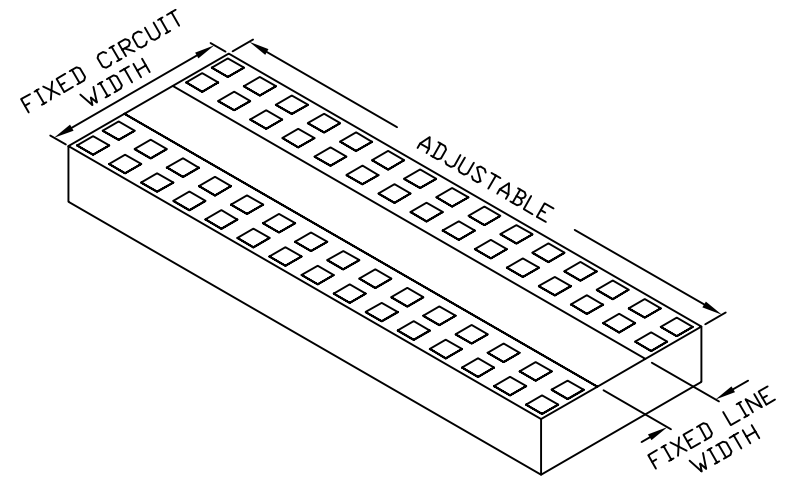
Part number definition = ATP-WP4-M-TTT-050-LLL

Material  
F = Asfired  
P = Polished

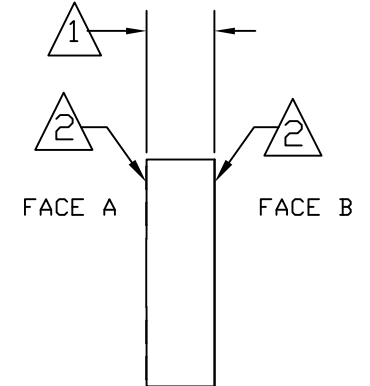
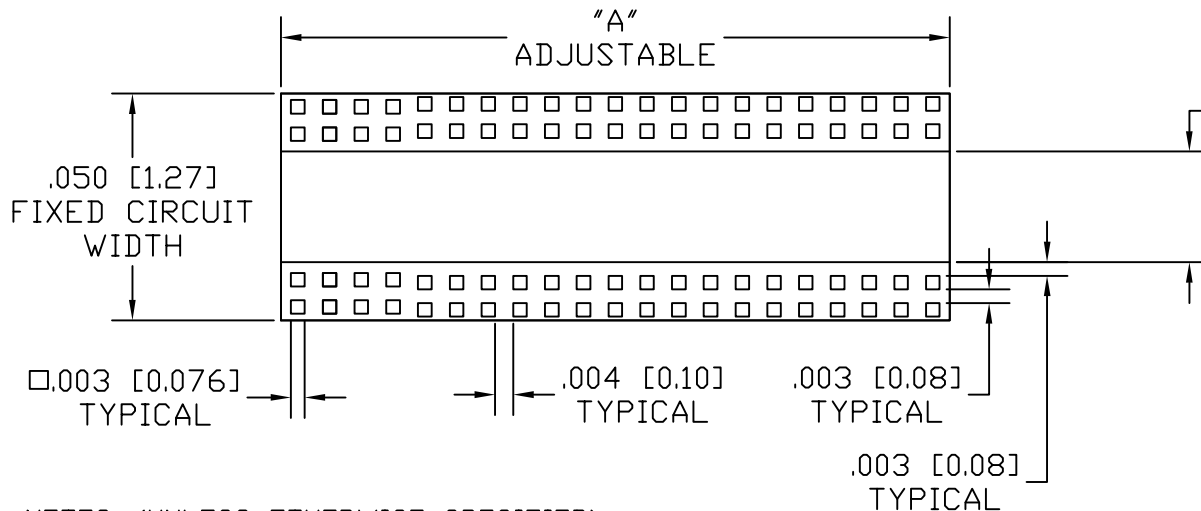
Thickness of Material  
in inches

Length of Material  
in inches

Thickness of Material	Fixed Line Width	Fixed Circuit Width
0.025" (0.635mm)	0.024" (0.610mm)	0.050" (1.27mm)



"A" = LENGTH OF SUBSTRATE IN INCHES  
 EXAMPLE: ATP-WP4-F-025-050-100 A=.100 INCHES [2.54mm]



NOTES: (UNLESS OTHERWISE SPECIFIED)

⚠ MATERIAL: .025 [0.64] THK ALUMINA 99.6%  
 (X) AS-FIRED SURFACE FINISH <math>4\mu\text{m}</math> [0.10um]

⚠ METALIZATION A & B SIDE  
 TiW= 300-800Å [0.04-0.08um]  
 Au= 120u" [3um] min.

PROPRIETARY AND CONFIDENTIAL  
 THE INFORMATION CONTAINED IN THIS DRAWING IS THE SOLE PROPERTY OF APPLIED THIN-FILM PRODUCTS. ANY REPRODUCTION IN PART OR AS A WHOLE WITHOUT THE PERMISSION OF ATP IS PROHIBITED.

UNLESS OTHERWISE SPECIFIED:		NAME	DATE	<b>ATP</b> APPLIED THIN-FILM PRODUCTS	
DIMENSIONS ARE IN INCHES [mm]		DRAWN	BKL	2014/26/9	3620 EDISON WAY, FREMONT, CA 94538 (510) 413-4293
TOLERANCES: .XX +/- .01 [0.25] .XXX +/- .005 [0.127] ANGLES +/- 1 DEG		CHECKED			TITLE: SUBSTRATE 50 OHM LINE
INTERPRET GEOMETRIC TOLERANCING PER: ASME Y14.5 2009		ENG APPR.			SIZE DWG. NO.
THIRD ANGLE PROJECTION MATERIAL SEE NOTE ONE		MFG APPR.			REV
		Q.A.			A
		CAGE CODE	04ZM□		ATP-WP4-M-025-050-XXX
					A
					SCALE: NONE
					SHEET 1 OF 1